

# EASY HD



KUMMERT

# EN

## MADE BY KUMMERT

Many sewer and pipeline inspection companies regard the systems made by KUMMERT as innovative inventions and consistent enhancements of existing products. All this in combination with a quite unconventional approach considerably distinguishes the company from other manufacturers in the industry.

This distinction starts with the company color purple, which is a rather unusual choice for the technical area, and it ends with the rapid growth that the company has experienced since its foundation in 1988.

Today, Kummert has more than 100 employees ensuring a smooth flow in the individual departments. After all, every inspection system component from housing to circuit boards to software is developed, manufactured and marketed in-house. Even all German sales are conducted via direct marketing. Outside of Germany, partner companies undertake the selling of Kummert pipeline and sewer inspection systems in various countries.

## CONTENT

EASY .....	2
K-28 HD .....	4
K-50 HD .....	4
EASY Software .....	5
EASYTAB .....	11

Errors and technical changes excepted. Product design is subject to change during the delivery period as long as these changes are made in consideration of the buyer's interest. Color variations may occur due to printing techniques.

## DESIGN - COMPACT AND LIGHT

EASY is small and lightweight, perfect for indoor and outdoor inspections. However, EASY is extremely robust and with a high-quality construction. Aluminum side plates give the device stability and non-slip rubber supporting feet ensure a secure stand.

With a total weight of less than 15 kg and an extra wide carrying handle, it can be transported effortlessly to any location. The small footprint of only 27 x 47 cm allows the device to be used even in very confined spaces.

Equipped with the K-28 HD and K-50 HD cameras, all pipes normally found in a building can be inspected. The range of application extends from DN 40 to DN 200.



# FUNCTION - FLEXIBLE AND SIMPLE

## REEL

The integrated reels are equipped with 50 and 25 meter long rods respectively and are ideally matched to the K-50 HD and K-28 HD cameras. Of course, they feature a precise meter counter and a reel lock.

## BATTERY

EASY is powered by a standard rechargeable battery, which can be replaced in one EASY step. This ensures uninterrupted operation. Empty batteries are ready for use in no time thanks to a quick charging mode.

## OPERATION

The software is operated via a touch screen. Large, instantly recognizable buttons and an intuitive user interface make operation extremely EASY and quick to learn.



## K-50 HD



K-50 HD is suitable for pipes with a diameter of DN 70 and up. The flashing LEDs provide excellent illumination and absolutely sharp images.

The 1:1 format is ideal for mainly circular pipes. The digital pan and tilt function allows a detailed inspection that was previously unthinkable with an axial camera.

Zoom, sharpness and brightness can be adjusted at any time during the inspection.

## K-28 HD



Stainless steel and epoxy resin enclose the glass covering the lens of the K-28 HD and make it robust. Thanks to the flexible yet hard-wearing end piece, it can be used in pipes from DN 40 and up, making it ideal for use in bathrooms and kitchens.

A constant upright image ensures orientation in the pipe.



## EASY SOFTWARE - SIMPLY INSPECT THE WAY YOU LIKE IT

An intuitive user interface and a minimalist project structure characterize the work with the Record software. The operation is easy to learn and requires neither previous knowledge nor time-consuming training.

The choice is yours! There are two different project types that can be created with the Easy HD. One is the Easy project, where all work is done on site and on the other hand the can3D® project. Here the inspector carries out the inspection on site and the evaluation takes place later in can3D®.

All projects are saved on the hard disk of the device and then exported to a USB stick. Depending on the type of project, this can be the complete documentation or the project file for further processing.

## EASY PROJEKT - SIMPLY INSPECT

When creating the project, the user is free to enter only descriptions and/or some basic information.

With one click the recording of the video is started. If desired, the inspector can document the condition of the pipeline with observations and photos.

Observations are either entered as free text via the on-screen keyboard or can be selected from a customised damage catalogue. These are displayed directly in the video and are shown next to the live image as an overview list.

After completion of the survey, the report is generated as a pdf file and can be handed over to the customer immediately together with the video.

## JUST 5 STEPS TO GET IT DONE



Create a project by entering a name.



You don't want to enter any properties? Click Next to continue.



Create a pipe and name it.



Start recording and - if you wish - enter observations.



All done? End recording and the video will be saved on your USB stick.

# can3D® PROJEKT - QUICK INSPECTION...

The creation of the can3D® project does not require any additional effort on site. Apart from naming the projects and the pipes, the inspector is completely free to decide if any additional information is to be entered or not.

During the inspection, observations can be entered via free text or via entries from the damage catalogue. In addition, markers can be used to indicate only one observation.

Their description by texts conforming to standards is then carried out in can3D®. The video text overlay takes place only after the subsequent processing.



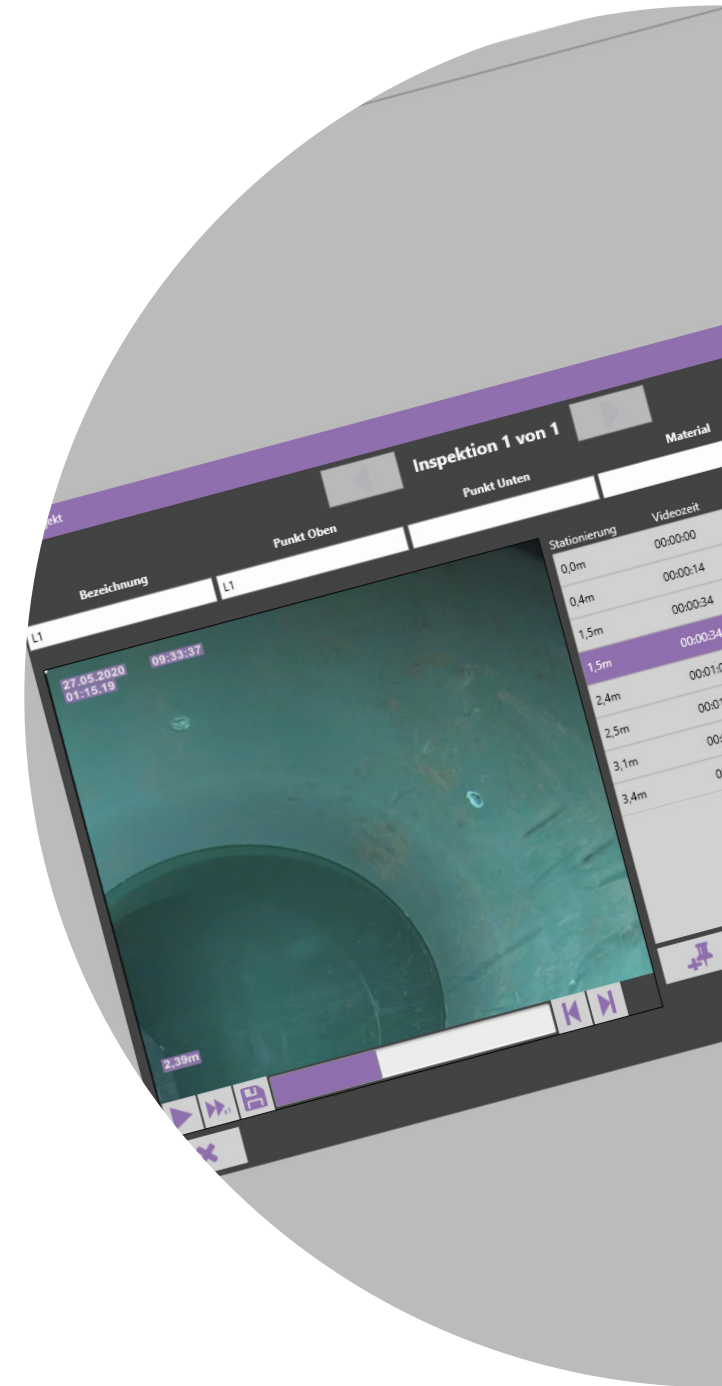
## can3D® PROJEKT - ...EVALUATE PROFESSIONALLY

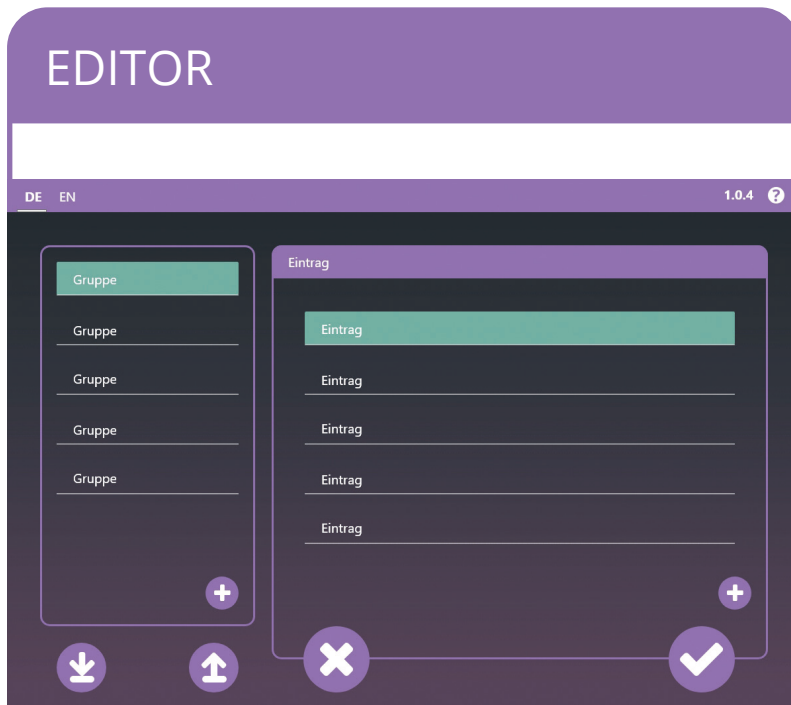
The Easy HD project is imported into can3D®. It is now decided which standard is to serve as a basis for the evaluation of the project and which interface data is required.

All entries made on site will of course be saved, but can be edited if desired. At the markings or any other position in the video, standard-compliant observations are entered.

From the entered and recorded data can3D® creates a three-dimensional model of the pipeline to illustrate its course.

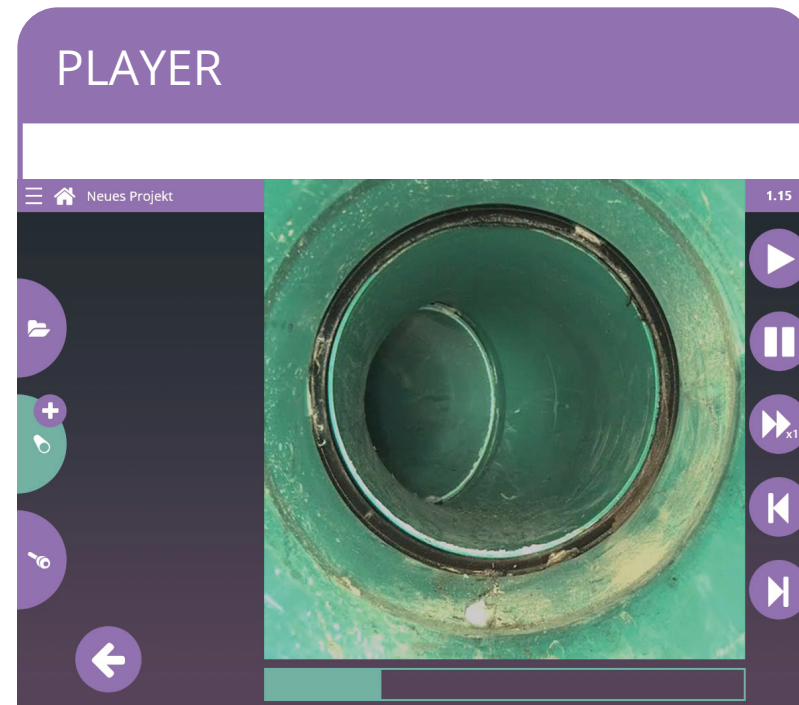
The customer receives complete documentation which includes various reports and a free viewer or an online viewer.





A Damage Catalog Editor is a simple program that the inspector uses to create his own damage catalogs adapted to his needs.

Once the damage catalog has been completed, it is saved automatically in EASY or transferred from the PC via a removable data carrier. The inspector can access the damage catalog during the survey via the Observation button.



After completion of the inspection, the survey is saved in a project folder on the removable disk, along with the corresponding photos. The files are saved in the formats jpeg (images) and MP4 (videos) and can therefore be opened and played on all PCs. If reports are to be created, an import to can3D® is possible.

Of course, the EASY software includes a player for displaying the inspection results. It plays the video, shows the entered observations in the video and works as an overview list.



## EASYTAB - EASY AND ADAPTABLE

easyTab and Profi NG are the perfect Team. All digital cameras and reels can be attached. Thus, you can create the ideal inspection system for your individual needs.

Combine the advantages of the easy-to-use Record software with the flexibility of Profi NG.



EASYTAB

**KUMMERT**

Albert-Einstein-Str. 8  
97447 Gerolzhofen

Tel.: +49 (0) 9382 / 9727 - 0

[info@kummert.de](mailto:info@kummert.de)  
[www.kummert.de](http://www.kummert.de)